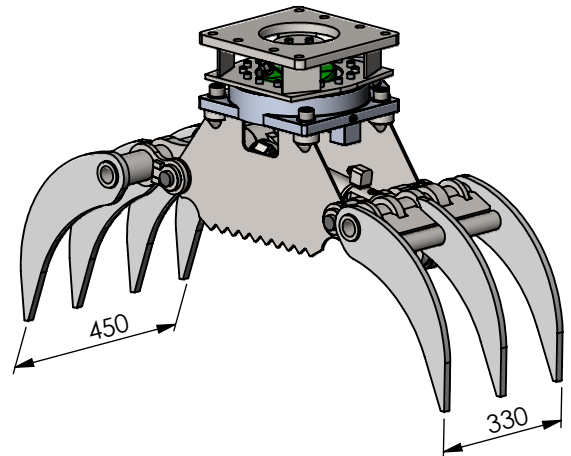


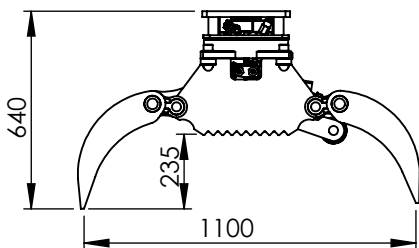
S150-B 7 tand standard hole pattern



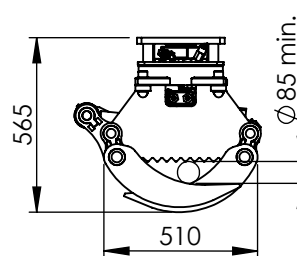
Type:

Boomgrijper
Tree grab
Baumgreifer
Grappin de forestier

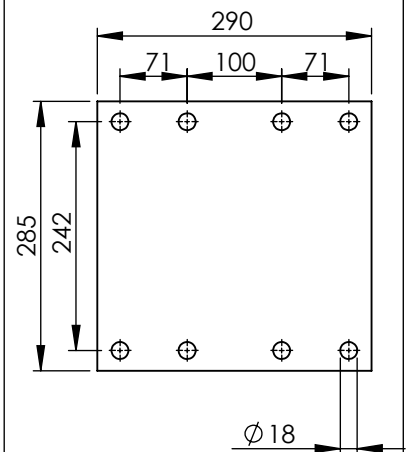
zijkant/side view/ Seitenansicht/vue de côté







vooraanzicht/front view/ Vorderansicht/vue de face



Gatenpatroon/hole pattern/ Bohrbild/motif de trous



Technical specifications

Nederlands 	English 	Deutsch 	Français 		
Klasse graafmachine	Class excavator	Machine klasse	Classe de excavatrice	ton	1.2-3
Gewicht	Weight	Gewicht	Poids	Kg	160
Werkdruk max.	Op. pressure max	Betät. druck max	Pression maximale	bar	300
Werkdruk rotatie max	Op. pressure rotation max	Betät. druck rotation max	Pression rotation max	bar	210
Werkdruk rotatie min	Op. pressure rotation min	Betät. druck rotation min	Pression rotation min	bar	170
Olieflow max	Oil flow max	Öfluss max	Débit d'huile max	l/min	25
Olieflow rotatie max	Oil flow rotation max	Öfluss rotation max	Débit d'huile rotation max	l/min	10
Inhoud	Content	Inhalt	Contenance	ltr.	40
Sluitkracht	Closing force	Schliesskraft	Force de fermeture	kN	15
Slangaansluiting knijpfunctie	Hose connect open/close	Schlauchanschluss kneifen	Raccord de tuyau fermeture	-	S12
Slangaansluiting draaifunctie	Hose connect turn function	Schlauchanschluss drehen	Raccord de tuyau rotation	-	L10